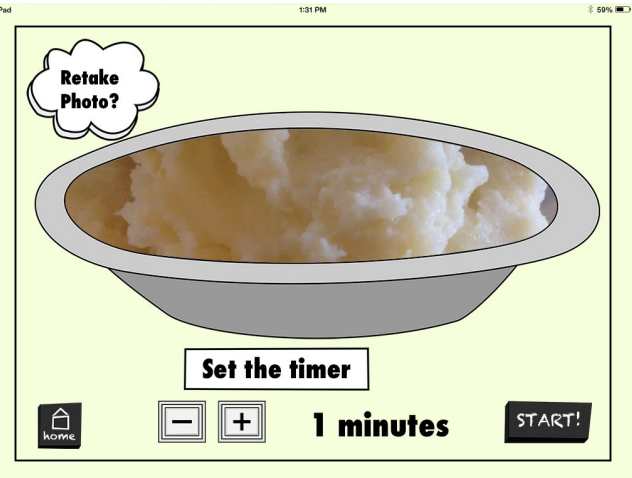



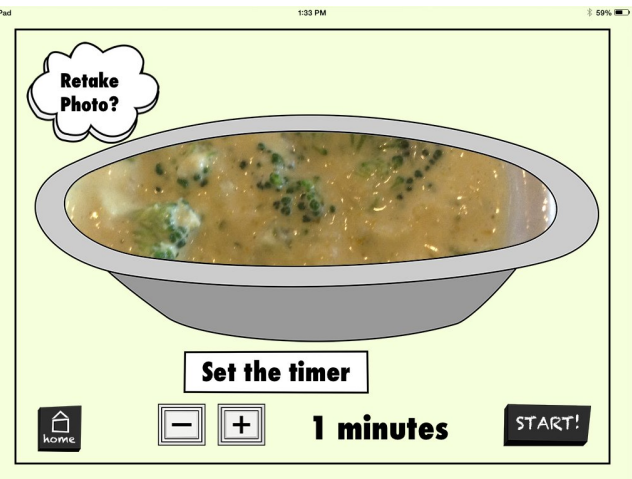

# TINY TASTES EXAMPLE: FOR CHILDREN WITH SENSORY PROCESSING CHALLENGES



Sample use: for a child who is comfortable with more liquid purees... mashed potatoes may be the new goal as a thicker, dryer texture in this example. As the new texture-challenge, you could focus on that item in the photo “to share some potatoes with Tiny!” to encourage the child to try them.




Another sample goal may be to transition from completely pureed food to a slightly lumpy version. Here we could focus on the change from a 100% pureed soup to one with a little chunkier texture.



**\* Tiny Tastes PRO web portal will enable feeding therapists to track a child’s intake progress over time, to monitor their intake at home between visits and notice trends and intake improvements!**

Some children with severe feeding difficulties may have a very small amount of a new food as their therapy target. In this case, we may be setting a goal for them to try just a tiny bit:



**Note:**  
Children do not like seeing silverware or bowls being “eaten” by Tiny, so it’s best to take a close-up picture of the target food itself.

